



BX-F600

FIXED FOOTPRINT CUT AND CRIMP ONLY

STANDARD TECHNICAL SPECIFICATIONS

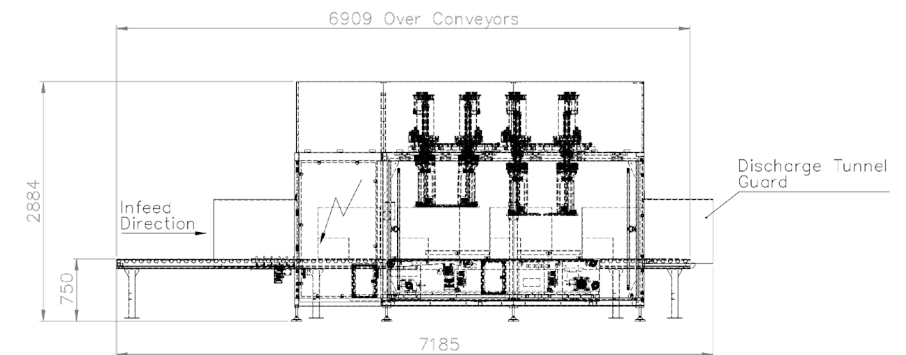
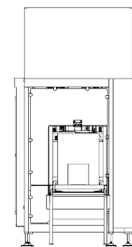
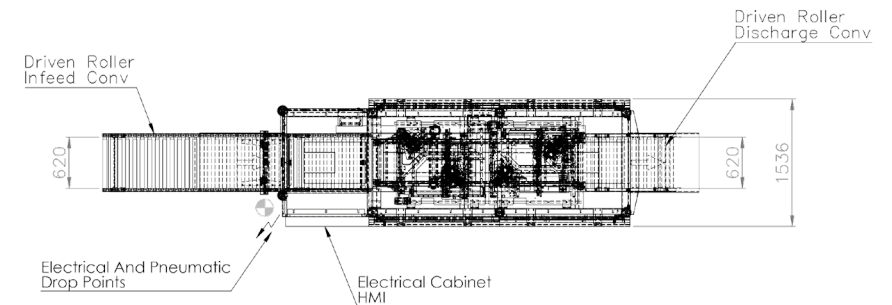
- ◆ Speed: upto 15 Boxes per minute (dependent on box height)
- ◆ Box Footprint: Fixed
- ◆ Closure: None - cut and crimp only
- ◆ Min Box Footprint: 320mm x 250mm
- ◆ Max Box Footprint: 750mm x 500mm
- ◆ Typical Max Cut Length: 450mm (dependant on box height and width)
- ◆ Typical Infeed/Outfeed Height: 700mm
- ◆ Sample Power Consumption UK, EU, AU: 17Kw, 30A/Ph, 50Hz, 400V, 3 Phase, N & E
- ◆ Sample Power Consumption USA: 17Kw, 30A/Ph, 60Hz, 208V, 3 Phase, N & E
- ◆ Air Consumption: Average 25 cfm @ 80-100 psi / Peak 42.5 cfm @ 80-100 psi @ 15 cycles/min
- ◆ Net Weight: 2000Kg
- ◆ Specific Components: Rockwell control system
- ◆ Machine floorplan reference LS-27879
- ◆ Touchscreen operator interface with management information and remote diagnostics
- ◆ Emergency stops and safety circuitry, fully CE marked
- ◆ Mild steel powder coated main frame
- ◆ Low maintenance servo drives used for precision motion control and remote diagnosis

BOX SPECIFICATION

- ◆ Box Styles: HSC or FEFCO 0200/0300/0301. Preferred 0200/HSC.
- ◆ Materials: B, C and E fluted corrugate of various grades typical, but not limited

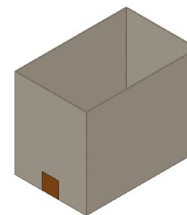
OPTIONS

- ◆ A range of options are available



TYPICAL BOX INFEE / OUTFEED

TYPICAL BOX IN



TYPICAL BOX OUT CUT/CRIMP ONLY

